

# Insulation blow-in machine EM400 series

High-performance machine for mobile and stationary use



## EM400 | EM430 | EM440

High-performance insulation blow-in machines

- ▶ Suitable for all approved insulation materials and all blowing methods
- ▶ Precisely controllable via cable/radio remote control
- ▶ Low-dust filling with extraction options



# High performance insulation blow-in machines EM400 series

## Operating principle

### 1 Hopper

The insulation bale is placed on the opened bag support, opened and pushed through the strip curtain into the hopper.

### 2 Agitator and feeding shafts

Four rotating shafts break up the material into small pieces and transport them to the airlock inlet. The shredding shafts ensure optimum preparation of a wide variety of blown-in insulation materials.

### 3 Electrical airlock feed gate

As standard, the material feed rate into the shredder is metered by setting (via remote control) the airlock feed gate position.

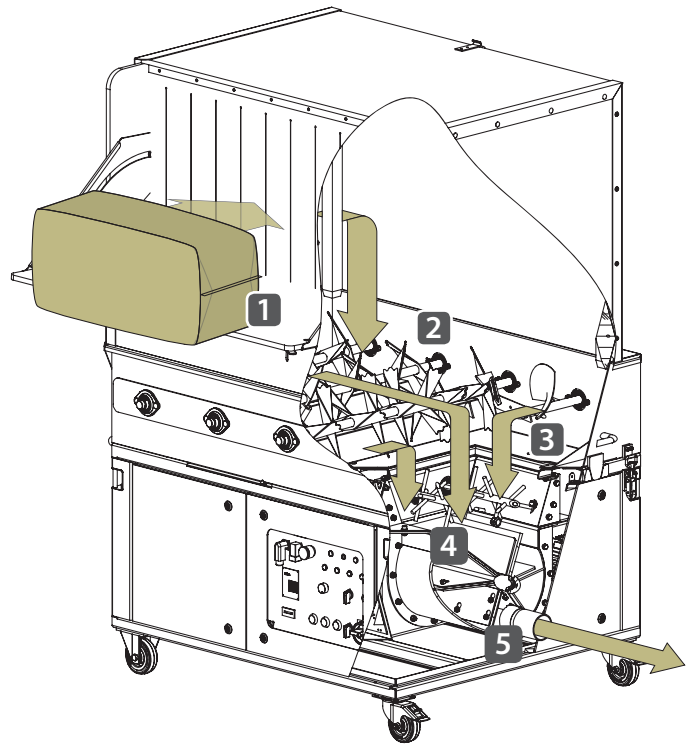
### 4 Shredder

Fast rotating shredding shafts loosen the material completely and actively convey it into the chambers of the rotary airlock.

Fibre insulation materials thus achieve their optimum yield.

### 5 Rotary airlock

The moving rotor picks up the insulating material and transports it in portions downwards to the outlet nozzle. From there, the material is accelerated by the air flow of the turbines or radial compressors and blown through the conveyor hose to the installation site. The airlock venting ensures a significantly increased efficiency and avoids dust turbulence in the hopper.



## Material quantities and processing

All X-Floc insulation blow-in machines are equipped with high-quality and very airtight airlocks. The EM400 series uses a particularly robust and thick-walled steel airlock, which is also optimally suited for processing large quantities of abrasive insulation materials such as glass and rock wool. The material feed rate is adjusted using the cable control supplied or an optional radio remote control.

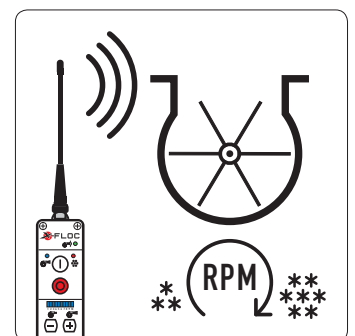

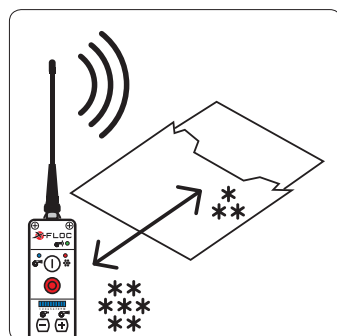
### High-volume hopper

With a capacity of 1000 litres, the hopper of the EM400 series has a very large storage volume, sufficient for approx. 5-6 bags of commercially available insulation material. A hinged bag support facilitates the depositing, opening and feeding of sacks. The transparent strip curtain prevents dust from escaping. The suction nozzle on the side of the hopper also makes active dust extraction possible. In addition, the lid of the hopper can be removed and the insulation material can be filled from above.

### DS option: Adjustable speed of the airlock rotor

The rotary airlock can be optionally equipped with a speed control, which is also adjusted by means of cable or radio remote control. In the EM400 series, the material feed rate can be controlled via the electric airlock feed gate fitted as standard. Extended by the DS option, the machines of the EM400 series offer various additional adjustment opportunities. These include, for example:

- ▶ Refined material quantity control with small throughput quantities, e.g. for injection with a small nozzle diameter
- ▶ Precise flow rate control when injecting bulk materials
- ▶ Increasing the speed when greater demands are made on the uniformity of the material flow, e.g. with damp spraying
- ▶ Reduce the speed when processing highly abrasive insulating materials (e.g. foam glass) to protect the insulating material and airlock components.



## Insulation blow-in machines EM400 | EM430 | EM440

The high-performance insulation blow-in machines of the EM400 series are optimally suited for the professional processing of loose insulation materials approved by the building authorities, such as cellulose, wood fibre, rock wool and many more.

A two-stage agitator optimally breaks up highly compressed or heavily matted insulation materials. The blow-in machines of the EM400 series have a very large material hopper (1000l) and, with the NW90 (3½") outlet nozzle, a particularly high throughput of up to 2450kg/h based on cellulose.

All important settings for the blowing process can be adjusted via cable or radio remote control (optional) directly at the work site. The conveying air is also adjusted via remote control. A five-stage turbine and/or several high-performance radial compressors generate the required air output. The EM440 is also available with 3x230V power connection.

The complete EM400 series is designed for both stationary and mobile use. The machines can be used for open/attic blowing, dry injection (with ventilation) and damp spraying. All machines are characterised by user-friendly operation and offer a range of technical features that help you achieve the best work results every day.



Maintenance and all kind of service can be carried out in a very time-saving manner on the EM400 series machines. They are easy to open up and offer both simple and quick access to all assemblies. For transport in low vehicles, the hopper can be completely removed.

## Upscale standards

### Outlet nozzle

The machines of EM400 series are equipped with a NW90 (3½") outlet nozzle (standard). A direct reduction to NW75 (3") outlet is optionally available. The EM440 variants have an additional NW63 (2½") outlet nozzle for the integrated amplifier unit.

### Electrical connection


The EM430-400V/13,2kW is designed with two connections and can be operated with either a 16A or 32A power supply.

### Air filter

The suction hood with snap-in hook fastener can be quickly removed so that the air filter insert can be easily cleaned.

### Attachment points

Four attachment points (lashing eyes) integrated in the frame enable simple and safe fastening and load suspension.



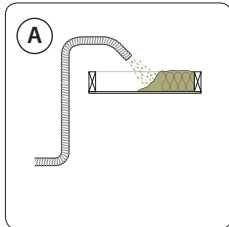
# High performance insulation blow-in machines EM400 series

## Blowing methods and insulation material

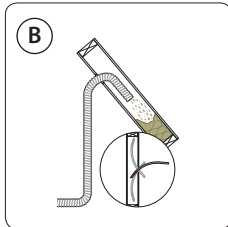
The different building styles as well as types of construction require different working methods. In addition, the amount of air and pressure required for optimal processing is also depending on the insulation material, for example.

The X-Floc blow-in machines of the EM400 series are virtually an all-round solution in terms of both the blowing method and the insulation material. There are almost no limits to the processing of loose insulation materials.

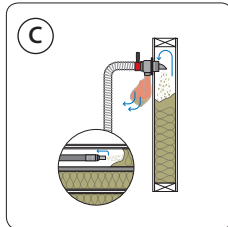
### Open/attic blowing



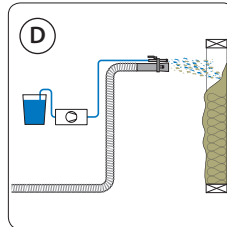
### Dry injection



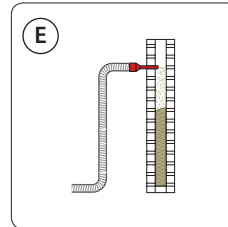
### Dry injection with ventilation



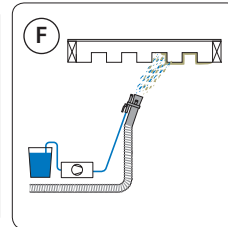
### Damp spraying/CSO



### Cavity wall insulation



### Fire protection



## Blow-in insulation materials product groups

### Cellulose

AIPLANAT, Arbocel Climasafe, Cellisol 300, Cellisol 500, Warmcel, Warmcel 500, Zellofix, Ouatex, Eurocellulose, cellulose V1, Vosges Cellulose, Eurocellulose SB, cellulose V3 SB, Vosges Cellulose S B, FranceFloc B, Ecofloc B, Cell la vie B, Néocell B, Optimum MP, Climacell S, Climacell pure, Climacell akust, Climacell inside, Climacell sonic, cellfloc, climacell Loft, climacell InduTec, climacell HSX, climacell FSX, climacell Green Nature, Unifloc, Witherm, DÄMMSTATTs CI 040, KLIMA-TEC-FLOCK, biocell, DÄMMSTATTs CI Dämmerschüttung, DÄMMSTATTs CI 040 bf, KLIMA-TEC-FLOCK bf, biocell bf, DÄMMSTATTs CI Dämmerschüttung bf, DAEMMSTATT D, Isocell D, Trendisol D, Dobry-Ekovilla D, DAEMMSTATT D bf, Isocell D bf, Trendisol D bf, Dobry-Ekovilla D bf, Isocell P, Isocell for you, FLOCO'MOBIL Dämmflocke, Floci-Cell, naturheld Holzfaser Einblasdämmung, WoodyCell+, WoodyCell Plus, WOODYCELL, isofloc, isofloc L, isofloc L+, isofloc LW, isofloc LM, swissfloc, isofloc eco, isofloc neo, easyfiber, CelluBOR SW, OUATECO PREMIUM, JUST BE GREEN, ISOL+, OUATECO, OUATECO NATURE, STEICOfloc, STEICOfloc NB, THERMOFLOC F, THERMOFLOC B, GREENFLOC, Clima-super, Isocell, trendisol, Isodek, Dobry-Ekovilla, Fibra-Natur, Domexcell, Pavafloc, Renocell, Isolare, Poesis, isECO, ISOCELL F, greenwool, clima-super Evolution, Isocell Evolution, greenwool Evolution, isECO green, clima-super lambda+, clima-super max, Isocell lambda+, greenwool lambda+, isECO lambda+, isECO max, trendisol lambda+, Wolfinger Zellulosedämmung, STT Floc, Ekovilla, Ekovilla Puru, Ekovilla IA, Isonem, Isolet, UpCell, GreenCell, Climatizer plus, Thermocel, La cellulosa, Easycell, Celisol, Isofloc EU 01, WarmFiber, WarmFiber Plus, Termex, Termex Green, Ekocell, Ekocell Green, Kätevå, Kätevå Green, iQ3 CELLULOSE, CELLIPURE, ISOLANT ECOLOGIQUE SEMI, DOMOSANIX, CELLECO etc.

### Wood fibre

GUTEX Thermofibre/FQ, WOODYCELL SW, AIRFLEX, best wood FIBRE, Hoiz, Jasmin, STEICO zell, Thermocell in-situ formed loose fill insulation, Termoträ Original, Termoträ Fire Protect etc.

### Mineral fibre

InsulSafe, Supafil Cavity Wall, Supafil Loft Plus, Supafil Timber Frame, Supafil Max Frame, Teko-Flock, Indi-Flock, Trendi-Flock, swissporROC, COOMBLISSIMO, FLOCOLENE, TECHWOOL, Fillrock KD Plus, Fillrock KD, Fillrock RG Plus, Fillrock RG, Conlit Firesafe, PAROC BLT 5, DOSSOLAN THERMIQUE etc.

### Mineral granules

BIT Perlit Bachl, HY Perlit Bachl, Neopor, Hyperdämm, Hyperlite KD, Thermoperl, 2K Perlit Flachdachdämmung, Extraperl S4, Thermo-Fill, Thermo-Floor, Thermo-Plan, Thermo-Roof, ISOPLUS100 BEPS-WD, SLS 20F, SLS20 Plus, Perli-Fill, Poraver Blähglas-Granulat, Bauhaus DSX100, Geocell Blähglas, JASS Wärmedämmschüttung, Liaver, NEVOLIT etc.

### EPS granules

ThermoWhite WD 100 R, ISO Plus BINDER WD 100R, ThermoWhite WD 70 R (RN), ThermoWhite WD 130 R, HIRSCH PoroBead 033, H2 Wall, Granublow 033, HIRSCH Poro-Bead Plus, H2 Wall Plus, Granublow Plus, Isofloc Pearl, RigiBead Premium 033, RigiBead 035, SwissporEPS Perlen, SwissporEPS Styromull, airpor level 3.0, airpor level 3.0 A, airpor rapid, airpor light, BACHL niveauTHERM 160 Premium, BACHL niveauTHERM 160 Premium-PLUS, BACHL niveauTHERM 400 Premium, BACHL niveauTHERM 400 Premium-PLUS, HK33, TF Pearls, GRANU-PUR, Neopixels Premium HR Insulation, thermotec BEPS-WD 130R, thermotec BEPS-WD 70N, Ecofibre EPS 033 Kerndämmung etc.

### Fire protection plaster and other insulation material

ISOVER FireProtect 150, ISOVER FireProtect 150F, DOSSOLAN THERMIQUE, DOSSOLAN 3000, DOSSOLAN-HOECO F II/1, Cafco-BLAZSHIEKD DC/F, Cafco-300, FIBREXPAN, Hanf-Dämmwolle HDW, AgriCell BW, Einblasstroh, Bio-Einblasstroh, Thermostraw, Thermostraw, Blown straw insulation, Plantacell, Stroheinblasdämmung, SonnenStroh, SunStraw, Blowstraw, Blow-in straw, Loose fill straw insulation, SonnenKlee-Einblasstroh, GREENFLOC, Thermofloc-Dämm pellets, G-tec gebundener Dämmkork, Iso-Stroh, Flachs-floc, Lopas-Strohhäcksel-dämmung, CEMWOOD CW 1000 / CW 2000, ISOLENA-BLOCK, ISOLENA-OPTIMAL, ISOLENA-PREMIUM, ISOLENA-KLEMMFILZ, ISOLENA-OPTIMAL PLUS, MEHABIT, MEHAPORT, MEHAS-PORT, NeptuTherm, Calor, THERMO JUTE DUO, THERMO JUTE 100, THERMO JUTE 100 PLUS, Métisse Flocon, FonaTerm - granular, REINFLOCK, Conluto, JOMAPERL etc.







Table does not claim to be complete. X-Floc will check other products upon request.



# High performance insulation blow-in machines EM400 series

## Which blowing machine for your application?

In principle, you can process almost all available blow-in insulation materials with every machine in the EM 400 series. However, you can choose from the various insulation blow-in machine types to find the one that best suits your needs. Contact us for detailed and further information - we will be happy to advise you!

Model series	EM400	EM400	EM400	EM400	EM400	EM400
Machine type	EM400-400V/7,5kW	EM430-400V/11kW	EM430-400V/13,2kW	EM440-3x230V/10,0kW	EM440-400V/11,1kW	EM440-2x400V/11,4kW
						
			16A/32A connection	amplifier integrated	amplifier integrated	amplifier integrated
Article number	3316	5802	12182	6253	4662	11047
Power/Material processing speed	2210kg/h	2400kg/h	2550kg/h	2250kg/h	2300kg/h	2450kg/h
Hopper	1,0m <sup>3</sup>	1,0m <sup>3</sup>	1,0m <sup>3</sup>	1,0m <sup>3</sup>	1,0m <sup>3</sup>	1,0m <sup>3</sup>
Airlock outlet ø	NW90 (3½") optional direct reducing to NW75 (3")					
Dimensions (LxWxH)	1300x1020x1800mm	1300x1020x1800mm	1300x1020x1800mm	1300x1020x1800mm	1300x1020x1800mm	1300x1020x1800mm
Unladen weight	410kg	417kg	419kg	460kg	424kg	424kg
Filling height	1260mm	1260mm	1260mm	1260mm	1260mm	1260mm
Airlock ventilation	●	●	●	●	●	●
Dust removal/Support for bags	passive (strip curtain) / active (dust extraction)					
Machine control	cable remote control KFB2000 (standard) or radio remote control FFB2000/FFB2000-Pro					
Material conditioning	4 crusher shafts and 1 shredder unit with 2 shafts					
Shredder	●	●	●	●	●	●
Airlock feed gate adjustable	10 levels (KFB2000/FFB2000) / 19 levels (FFB2000-Pro) / continuously variable manually					
Airlock rotational speed adjustable	10 Stufen Kabelsteuerung KFB2000 / 19 Stufen Funkfernsteuerung FFB2000-Pro					
Automatic blowing	●	●	●	●	●	●
Pressure relief valve	optional	optional	optional	optional	optional	optional
Air generator	turbine 5,5kW	turbine 7,5kW	turbine 6,5kW (16A) turbine 7,8kW (32A)	5 high-powered radial compressors 2x1,8kW + 3x1,45kW	turbine 5,5kW and high-powered radial compressor 1x1,8kW + 1x1,45kW	turbine 5,5kW and 2 high-powered radial compressors 1,8kW
Max. dynamic pressure (adjustable)	520mbar	680mbar	730mbar	420 mbar	580mbar	480mbar
Air feed amplification	external amplification optional e. g. X-Floc Amplifier/Vacuum station VS28/VS33, VS55M/VS75M					
Air volume (nominal/measured)	450/410m <sup>3</sup> /h	490/420m <sup>3</sup> /h	490/420m <sup>3</sup> /h	975/850m <sup>3</sup> /h	800/650m <sup>3</sup> /h	850/710m <sup>3</sup> /h
Aspiration with suction hood	●	●	●	●	●	●
Conveying height (w,w/o amplifier)	>45m	>45m	>45m	>70m	>70m	>70m
Hose length L=max.	150m	150m	150m	180m	180m	180m
Motor	1x3-phase, 1,4 kW and 1x3-phase, 0,75kW	1x3-phase, 1,4 kW and 1x3-phase, 0,75kW	1x3-phase, 1,4 kW and 1x3-phase, 0,75kW	1x3-phase, 1,4 kW and 1x3-phase, 0,75kW	1x3-phase, 1,4 kW and 1x3-phase, 0,75kW	1x3-phase, 1,4 kW and 1x3-phase, 0,75kW
Power rating	7,5kW	11kW	13,2kW	10,0kW	11,1kW	11,4kW
Power supply	400V/50Hz/3x16A/N/PE	400V/50Hz/3x16A/N/PE	400V/50Hz/3x16A/N/PE 400V/50Hz/3x32A/N/PE	3x230V/50Hz/16A	400V/50Hz/3x16A and 1x230V~/16A	2x400V/50Hz/16A
Max. material packing density	200kg/m <sup>3</sup>	200kg/m <sup>3</sup>	200kg/m <sup>3</sup>	200kg/m <sup>3</sup>	200kg/m <sup>3</sup>	200kg/m <sup>3</sup>

### Compatibility table

Material	Application	A	B	C	D	E	F	A	B	C	D	E	F	A	B	C	D	E	F	A	B	C	D	E	F	A	B	C	D	E	F						
Cellulose	Application	A	B	C	D	E	F	A	B	C	D	E	F	A	B	C	D	E	F	A	B	C	D	E	F	A	B	C	D	E	F	A	B	C	D	E	F
	Suitability	●	●	●	●	●	-	●	●	●	●	●	-	●	●	●	●	●	-	●	●	●	●	●	-	●	●	●	●	●	-	●	●	●	●	●	-
Wood fibre	Application	A	B	C	D	E	F	A	B	C	D	E	F	A	B	C	D	E	F	A	B	C	D	E	F	A	B	C	D	E	F	A	B	C	D	E	F
	Suitability	●	●	●	-	●	-	●	●	●	-	●	-	●	●	●	-	●	-	●	●	●	-	○	-	●	●	●	-	○	-	●	●	●	-	○	-
Mineral fibre	Application	A	B	C	D	E	F	A	B	C	D	E	F	A	B	C	D	E	F	A	B	C	D	E	F	A	B	C	D	E	F	A	B	C	D	E	F
	Suitability	●	●	●	○	●	-	●	●	●	○	●	-	●	●	●	○	●	-	●	●	●	○	●	-	●	●	●	○	●	-	●	●	●	○	●	-
Mineral granules	Application	A	B	C	D	E	F	A	B	C	D	E	F	A	B	C	D	E	F	A	B	C	D	E	F	A	B	C	D	E	F	A	B	C	D	E	F
	Suitability	●	-	-	-	○	●	●	-	-	-	○	●	●	-	-	-	○	●	●	-	-	-	○	●	●	-	-	-	○	●	●	-	-	-	○	●
EPS granules	Application	A	B	C	D	E	F	A	B	C	D	E	F	A	B	C	D	E	F	A	B	C	D	E	F	A	B	C	D	E	F	A	B	C	D	E	F
	Suitability	-	-	-	-	●	-	-	-	-	-	●	-	-	-	-	-	●	-	-	-	-	-	●	-	-	-	-	-	●	-	-	-	-	-	●	-
Fire protection plasters/other	Application	A	B	C	D	E	F	A	B	C	D	E	F	A	B	C	D	E	F	A	B	C	D	E	F	A	B	C	D	E	F	A	B	C	D	E	F
	Suitability	●	●	●	●	●	●	●	●	●	●	●	●	●	●	●	●	●	●	●	●	●	●	●	●	●	●	●	●	●	●	●	●	●	●	●	●

A = Open/attic blowing | B = Dry injection | C = Dry injection with ventilation | D = Damp spraying/CSO | E = Cavity wall insulation | F = Fire protection  
 ● suitable/yes | ○ recommended with limitations | - not recommended/no/not specified (all values approximate)

# High performance insulation blow-in machines EM400 series

## Equipment options

- 1 Radio remote control FFB2000-Pro**  
Bidirectional radio technology with four radio channels and high transmission security. If required, the radio remote control can also be used wired. **Art. no. 5243**
- 2 Additional function AE – blow-off unit**  
In order to maintain specified installation densities and protect components, various weight discs can be used to set the pressure at which the unit blows off air. **Art. no. 4038**
- 3 Additional function DS – speed control airlock rotor**  
Remote controlled adjustment (combined with sluice gate position) of the optimum material feed rate. **Art. no. 5060**
- 4 Additional option box wall attachment**  
The filling attachment serves to increase the supply volume from approx. 0,72m<sup>3</sup> (standard) to approx. 0,914m<sup>3</sup>. **Art. no. 8522**
- 5 Attachment foot**  
Machine foot for fastening to the vehicle floor (e.g. in an X-Floc blow-in mobile) or in solid ground. **Art. no. 5301**
- 6 Intake connection NW90 / 90°**  
For the right-angled connection of a NW90 hose to the air filter bonnet spigot for fresh air supply. **Art. no. 5613**
- 7 Direct reducer NW90 > NW75**  
Reducer for direct insertion into the outlet connection NW90(3½") > outlet diameter NW75(3"). **Art. no. 8936**
- 8 Accessory set NW75/63 for loose insulation materials**  
(non-abrasive) with recommended accessories for processing cellulose, wood fibre, glass wool etc. **Art. no. 5246**
- 9 Mains adapter Phase and neutral conductor monitoring device 400V with interruption protection**  
For checking 3-phase power supplies 400V/50Hz with neutral conductor. **Art. no. 4553**
- 10 Additional package for integration of the machine into WBS**  
Required higher-level control and safety equipment for integration of the machine into a factory filling system according to the Machinery Directive 2006/42/EG. **Art. no. 8615**
- 11 Mains voltage indicator**  
For detecting weak and/or fluctuating power supplies. **Art. no. 4604**
- 12 Mains adapter distributor 400V-CEE>3x230V Schuko**  
With splash-proof housing made of highly break-resistant special plastic, suitable for the construction site. **Art. no. 9481**
- 13 Intake connection NW75 / 90°**  
For the right-angled connection of a NW75 hose to the spigot of the air filter bonnet for fresh air supply. **Art. no. 5614**
- 14 Increased power of the additional fans / variant 11,2kW**  
Modification of the standard air output 10,8kW. **Art. no. 8126**
- 15 Mains adapter 400V, 25m ring**  
CEE plug/CEE coupling, 5-pole, 16A. **Art. no. 2492**
- 16 Mains adapter socket strip 400V/32A > 2x400V/16A**  
CEE-plug/32A > output 2x CEE-sockets/16A, with hinged cover, 2x circuit breaker, cable approx. 2m. **Art. no. 7273**
- 17 Mains adapter 400V/32A, 10m ring**  
CEE plug/CEE coupling, 5-pole, 32A. **Art. no. 6588**
- 18 Recommended accessories: Power distributor 400V/16A PRCD-S**  
Type B, all-current sensitive. **Art. no. 9271**
- 19 Reducer PE 90>76 with O-ring** for insertion into a suction bonnet with ø 90mm (connection suction barrel). **Art. no. 5145**



## Radio remote control FFB2000-Pro

With the aid of the remote control, many important settings for the injection process can be made directly from the work site. For this purpose, the KFB2000 cable control unit is included in the standard scope of delivery for all machines in the EM400 series.

The bidirectional radio remote control FFB2000-Pro (optional) offers a number of additional functions over and above the proven functions of the KFB2000. In addition to its compact size and simple operation, this control is characterised by very fast response and excellent radio stability. With an optional connecting cable between the hand control unit and the receiver, the FFB 2000-Pro radio control unit can also be used as a cable control unit (e.g. on construction sites with difficult radio connections).

## Technical data

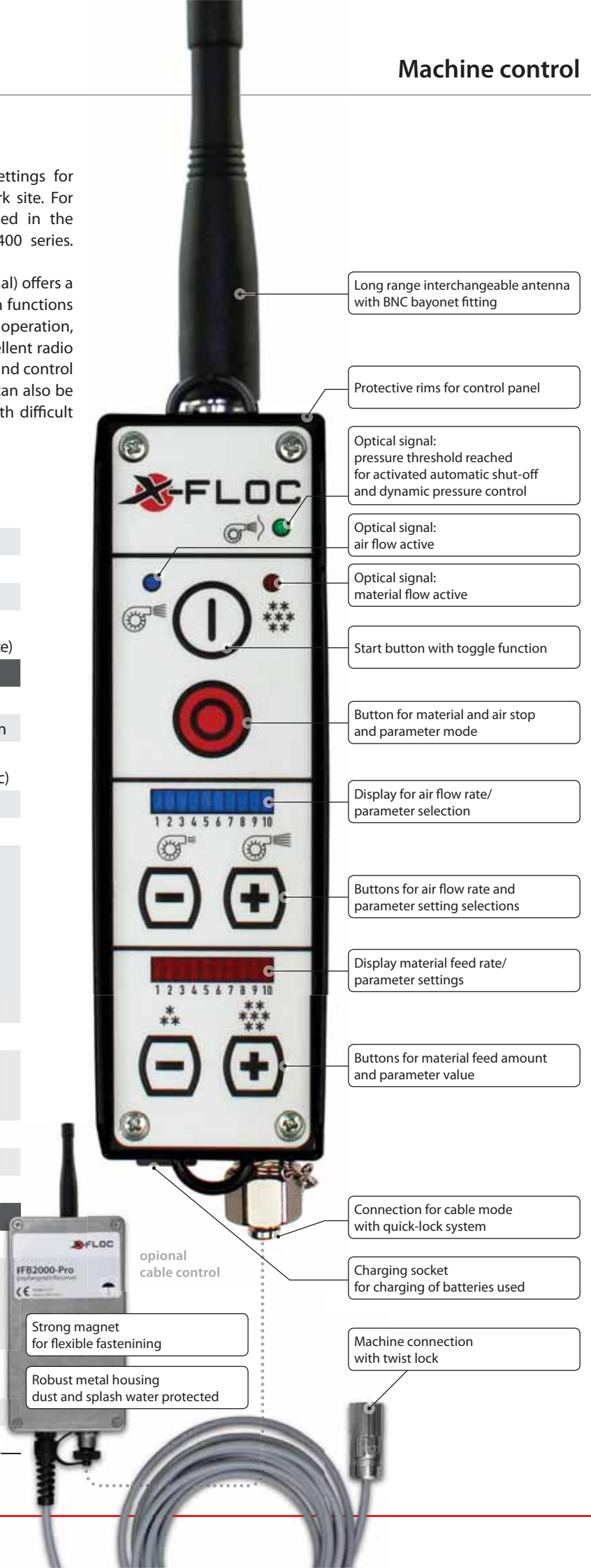
Transmission frequency	434MHz
Operating temperature range	-20°C to +40°C
Voltage supply	24V DC
Radio channels	4 (for construction sites with source of interference)

### Hand control unit

Duration of use	up to 30h
Range	>100m w/o interruption
Overpressure signal	LED (optical) warning tone (accoustic)
Function buttons	6 (foil keypad)
Parameter levels	10
Parameters adjustable:	
Radio channels	1-4
Switch-on delay material	0, 1, 2, ...9s
Switch-on delay air	0, 1, 2, ...9s
Delay time:	
Automatic switch-off	0, 1, 2, ...9s
Response time:	
Dynamic pressure control	50, 100, ...500ms
Protection class	IP40
Connections	cable control charging socket antenna
Power supply	3x AAA NiMH 800mAh
Weight	approx. 400g
Dimensions	approx. 47x154x47mm

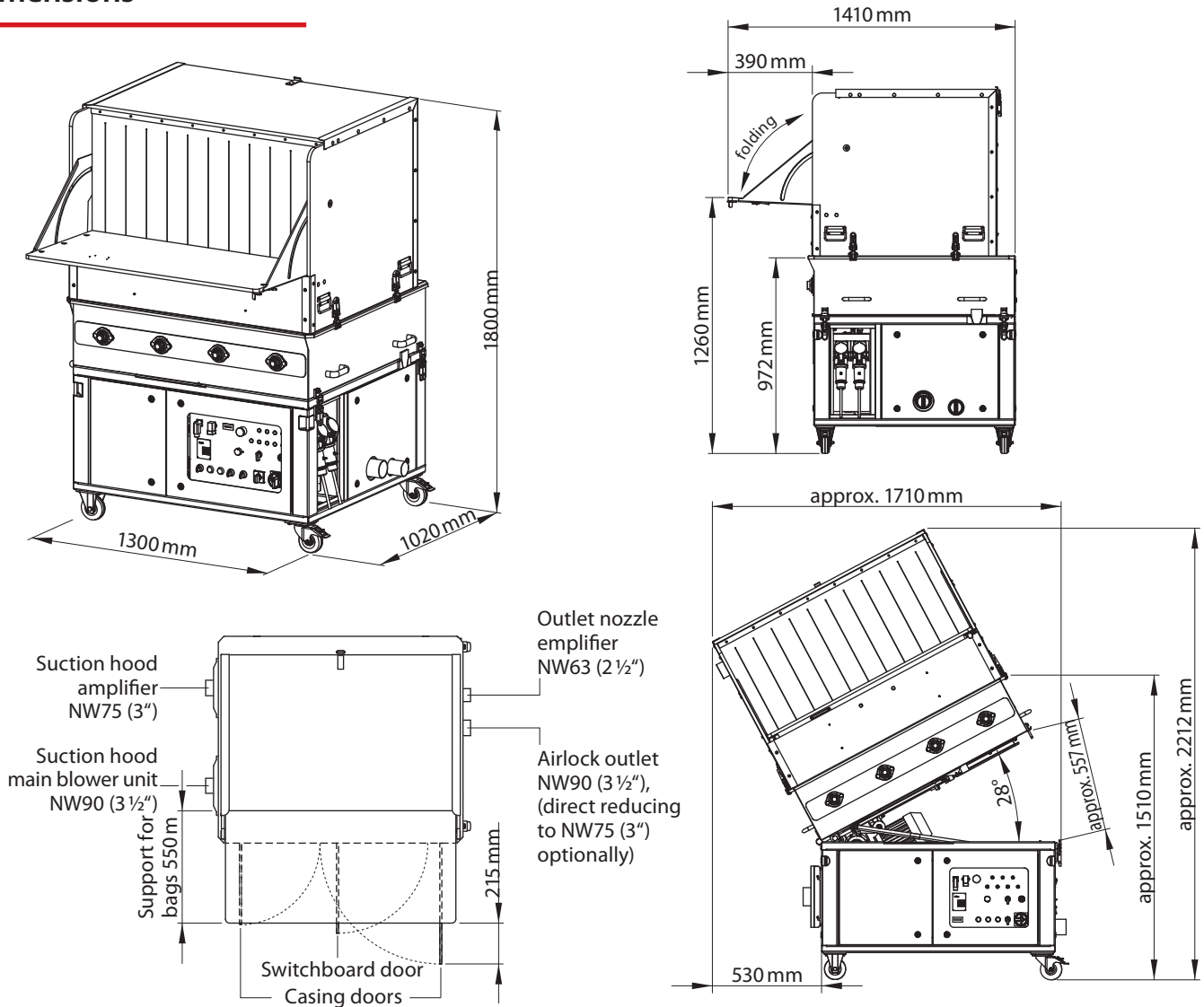
### Receiver

Protection class	IP40
Connections	control line to the machine cable control antenna
Power supply	24V DC (from blow-in machine)
Weight	approx. 765g
Dimensions	approx. 83x151x50mm



# High performance insulation blow-in machines EM400 series

## Dimensions



## Dust extraction, cleaning and mobility

The dust produced when loosening the insulation material is retained by the encapsulated storage container. In addition, the suction nozzle on the filling attachment makes active dust extraction via the intake air possible. This requires an EM440 blow-in machine with integrated amplifier (alternatively an external amplifier/extraction station) and a suction drum. Using a suction barrel as a collection container also makes it possible to clean the construction site after the blow-in work

has been completed. For this purpose, the injection hose is connected to the suction barrel, which in turn is connected to the suction bonnet. In combination with a flake diverter, the prerequisites for a quick changeover between suction and blowing are also created. And if necessary, the machines of the EM400 series are also mobile. Thanks to the heavy-duty wheels with low rolling resistance, the injection the blowing machine is easy to move.





## Reinforcing, vacuuming and cleaning

The model types EM440 are equipped with an internal amplifier/booster. This allows the throughput potential to be fully utilised even with large field sizes and air-intensive insulating materials. By means of external introduction of the amplified air after the airlock, the highest throughput rates are achieved. The two booster fans can be switched on as required - either at full load or speed-controlled via the remote control.

Some insulation materials require a particularly high air volume for professional installation. Occasionally, certain installation situations also require the overcoming of large rise heights or the use of long conveyor lines. In the meantime, loose insulation materials also have to be removed from time to time.

With the X-Floc amplifier/vacuum stations, you can supplement your blow-in machine or use it in conjunction with a suction drum for active dust extraction or cleaning. The booster/extractor stations are equipped with equally lightweight, powerful radial fans or turbines. They are available as standard in the compact portable version (VS28/VS33) or mobile version with hand truck function (VS55M/VS75M), special versions are also available on request.

### Main application areas of the X-Floc VS series:

- ▶ Reinforced blowing (with dust extraction)
- ▶ For large inclines, heavy materials
- ▶ As an extraction station (cleaning or deconstruction of old building materials)



## Amplifier/Vacuum stations



**VS28**



**VS33**



**VS55M**



**VS75M**

Amplifier/Vacuum station					Special versions on request
Type	VS28	VS33	VS55M	VS75M	
Article number	2711	5855	9455	9793	
Amplification/cleaning	●/●	●/●	●/●	●/●	
Active dust removal	●	●	●	●	
Stepless performance regulation	●	●	●	●	
Synchronisation with machine	●	●	●	●	
Remote control	●	●	●	●	
Power	2,8 kW	3,3 kW	5,5 kW	7,5 kW	
Max. overpressure	320 mbar	350 mbar	500 mbar	600 mbar	
Max. negative pressure	280 mbar	320 mbar	450 mbar	550 mbar	
Max. air volume (nominal/measured)	440/360 m <sup>3</sup> /h	420/400 m <sup>3</sup> /h	470 m <sup>3</sup> /h*	390 m <sup>3</sup> /h*	
Air feed unit	high-powered radial compressor	high-powered radial compressor	5-stage turbine	5-stage turbine	
Outlet nozzle/intake socket	NW63 (2½") / NW75 (3")	NW63 (2½") / NW75 (3")	NW63 (2½") / NW90 (3½")	NW63 (2½") / NW90 (3½")	
Dimensions (L×W×H)	482×358×418 mm	482×358×418 mm	605×560×750 mm	605×560×750 mm	
Weight	approx. 19,5 kg	approx. 19,8 kg	approx. 65 kg	approx. 88 kg	
Operating hours counter	○	●	-	-	
Mains voltage display	○	○	-	-	

\* free-blowing ● suitable/yes | ○ recommended with limitation | - not recommended/no/not specified (all values approximate)

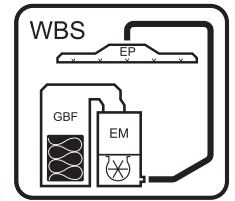
# High performance insulation blow-in machines EM400 series

## Factory filling

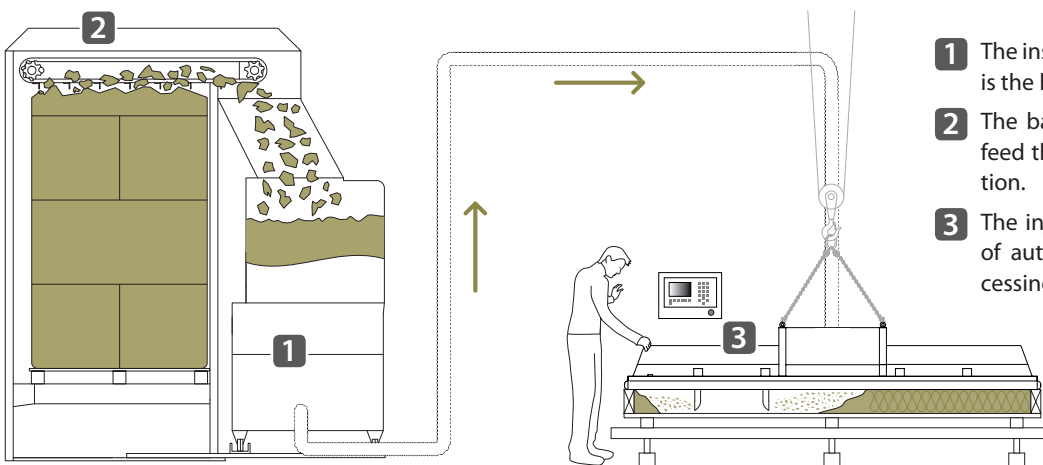
In industrial filling technology, the machines of the EM400 series show their full performance capability in combination with the big bale cutter. The delivery containers are placed on the pallet in the GBF1050 and the insulation material is automatically conveyed into the supply container of the blow-in machine as required. No additional manpower is required to continuously load the machine with bagged material. To fill the machine with bagged material (other insulation material or reserve material in bags), the longitudinal filling flap on the machine attachment can be opened if necessary.

Factory filling machines are of modular design. The blowing machine is the central element. It can already be used for manual filling processes, e.g. with blowing lances, hoses or nozzles. Extended by a big bale cutter, the system allows the use of big bales and with the blow-in plate the factory filling procedure is automated.

▶ For more information, see brochure **Factory filling**



## Modular system design



- 1 The insulation blow-in machine (e.g.EM430) is the heart of the factory filling system.
- 2 The bale conditioning machine is used to feed the machine almost without interruption.
- 3 The injection panel ensures a high degree of automation and consistently high processing quality.

The factory filling systems are designed so that different insulation materials (see: Blow-in insulation material product groups) can be used. Typical product classes such as wood fibre, cellulose, glass wool and rock wool have already been extensively tested.



## Blow-in trailers - everything directly on site

If required, the EM400 blowing machine can also be easily separated from the big bale filling system and taken along on a construction site job, for example. However, the distinction between stationary and mobile use usually refers to the professional blower's workplace.

This is because the EM400 series blow-in machines are ideally suited for installation in an X-Floc blow-in mobile. In this case, the machine is optimally placed on the fully equipped trailer, transport vehicle or container. For this purpose, a system plan with hosing and electrical installation is worked out. In addition, a secure stowage solution is prepared for each item of equipment. In many cases, the blow-in trailers also offer storage space for the insulation material. X-Floc realises customised trailers as well as vehicle superstructures and extensions according to the customer's wishes.

► For more information, see brochure **Insulation blowing mobiles**



## Tarpaulin trailer

Tarpaulin trailers in freely selectable dimensions offer space for the ergonomic arrangement of the workplace, a variety of configuration options as well as additional space for further material. They are also suitable for long distances and, due to their low overall weight, for smaller towing vehicles. The large exterior surfaces can be printed with individual customer advertising.



## Container

Made of rustproof aluminium, weather-resistant wood and whatever the shape: X-Floc realises system workplaces in containers – tailor-made and well thought-out down to the last detail – very suitable for the blow-in professional as well as for the rental service. On request, the containers are available with compressed air supply and power generator as well as a solution for flatbed vehicles/trailers.



# High performance insulation blow-in machines EM400 series

## Machine accessories

X-Floc blow-in machines, amplifier/vacuum stations and other products can be operated and combined in a variety of ways. Detailed information on radio remote controls, cable control, power generators as well as bag supports, suction drums and other machine accessories can be found in the relevant product docu.

► Further information, see brochure **Machine accessories**



## Measurement devices

X-Floc maintains close cooperation with university research and development institutions. This results in an extensive product range in the field of measuring and testing technology for blow-in technicians, insulation manufacturers and material testing institutes, and many more. More info can be found in the relevant product docu.

► Further information, see brochure **Measurement devices**



## Nozzles and blowing accessories

For each insulation blow-in principle and each application, tools and/or accessories are necessary for insertion, sealing and venting. Detailed information about these accessories and everything about tools such as injection nozzles, injection needles/lances as well as hole saws and sealing parts can be found in the relevant product docu.

► Further information, see brochure **Nozzles and blowing accessories**



## Damp spraying

In the damp spray process, thermal insulation material is moistened with water after exiting the hose. Detailed information on spray heads and pipes for the various applications as well as on high-pressure pumps such as membrane or piston pumps and on wall scrubber for smooth surfaces can be found in the relevant product docu.

► Further information, see brochure **Damp spraying**



## Hoses and connectors

Hoses and connectors are an essential part of the blow-in equipment because they can be used to create all conceivable transport lines and circuits. Detailed information on conveying and injection hoses as well as hose connectors, hose clamps, Y-pieces and fibre switches can be found in the relevant product docu.

► Further information, see brochure **Hoses and connectors**



## Industrial safety and respiratory protection

The special work suit with hood protects the blow-in professional from contact with skin-irritating insulation materials. Detailed information on the X-Floc range of workwear, dust masks, professional respirators with legal approval as well as air filters, rechargeable batteries and other accessories can be found in the relevant product docu.

► Further information, see brochure **Industrial safety/Respirators**



### X-Floc Dämmtechnik-Maschinen GmbH

Rosine-Starz-Straße 12 · 71272 Renningen · Germany

Telefon: +49-7159-80470-30 · Fax: -40

E-Mail: [info@x-floc.com](mailto:info@x-floc.com) · [www.x-floc.com](http://www.x-floc.com)

Your X-Floc representative